INSTALLATION & SET-UP GUIDE

TOOLS:

RULER/MEASURING TAPE
PENCIL

STEP 1:

REMOVE UNIT FROM BOX

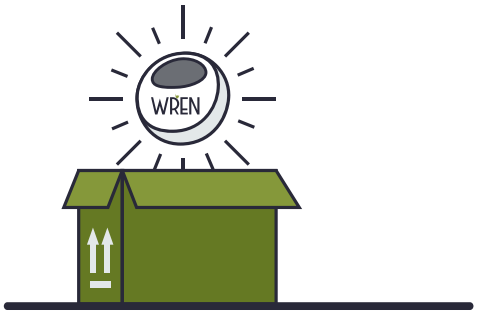

STEP 2:

LOCATE WALL DIRECTLY ACCROSS FROM FOOT OF THE BED

STEP 3:

MEASURE UP 36" FROM THE TOP OF THE BED

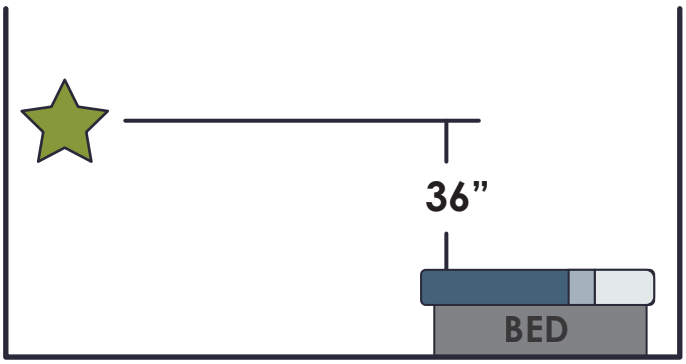

STEP 4:

REMOVE BACKING AND AHERE UNIT TO WALL

STEP 5:

PLUG INTO OUTLET AND YOU ARE READY TO GO!

NEED HELP?

CONTACT WREN TECHNOLOGY

info@wrentechnology.com | 913.221.4521